The logo for the SEPA Synod Assembly 2020 is a circular emblem. It features a central circle divided into four quadrants of different colors: red (top-left), blue (top-right), green (bottom-left), and yellow (bottom-right). Surrounding this central circle are four large, curved, overlapping bands in the same colors. Each band contains a stylized, white line-art illustration of a church building with a steeple. The text "SEPA SYNOD ASSEMBLY 2020" is written in a bold, black, sans-serif font, following the curve of the top half of the emblem.

SEPA SYNOD ASSEMBLY 2020

ACUITY:

SEEING MISSION
POSSIBILITIES

Report of the Treasurer

Janet Huber Neff

Audit Report Details

Statement of Financial Position

Highlights as of 01/31/2020

Total Cash & Investments	\$ 7,407,329
Total Assets	\$11,735,790
Total Liabilities	\$ 130,688
Total Net Assets	\$11,605,102
Unrestricted	\$ 7,585,980
Temporarily Restricted	\$ 844,687
Permanently Restricted	\$ 3,174,435

Audit Report Details

Statement of Activities 02/01/19 – 01/31/20

Revenue

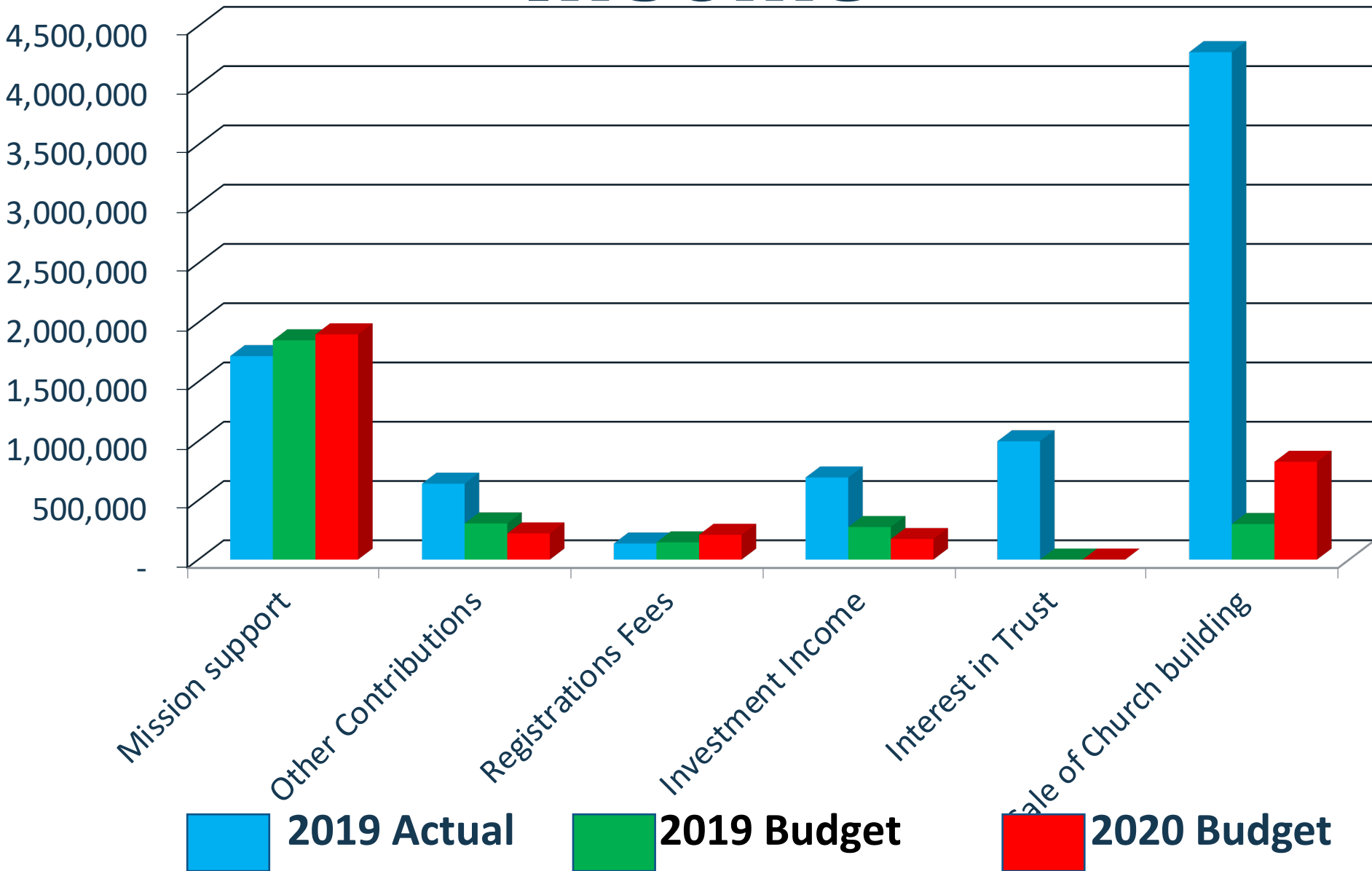
Mission Support	\$1,716,538
Other Contributions	\$ 640,453
Registration Fees	\$ 135,301
Investment Income	\$ 692,506
Beneficial interest in Trust	\$ 998,282
Proceeds from sale of property	<u>\$4,280,946</u>
Total Revenue	\$8,464,026

Audit Report Details

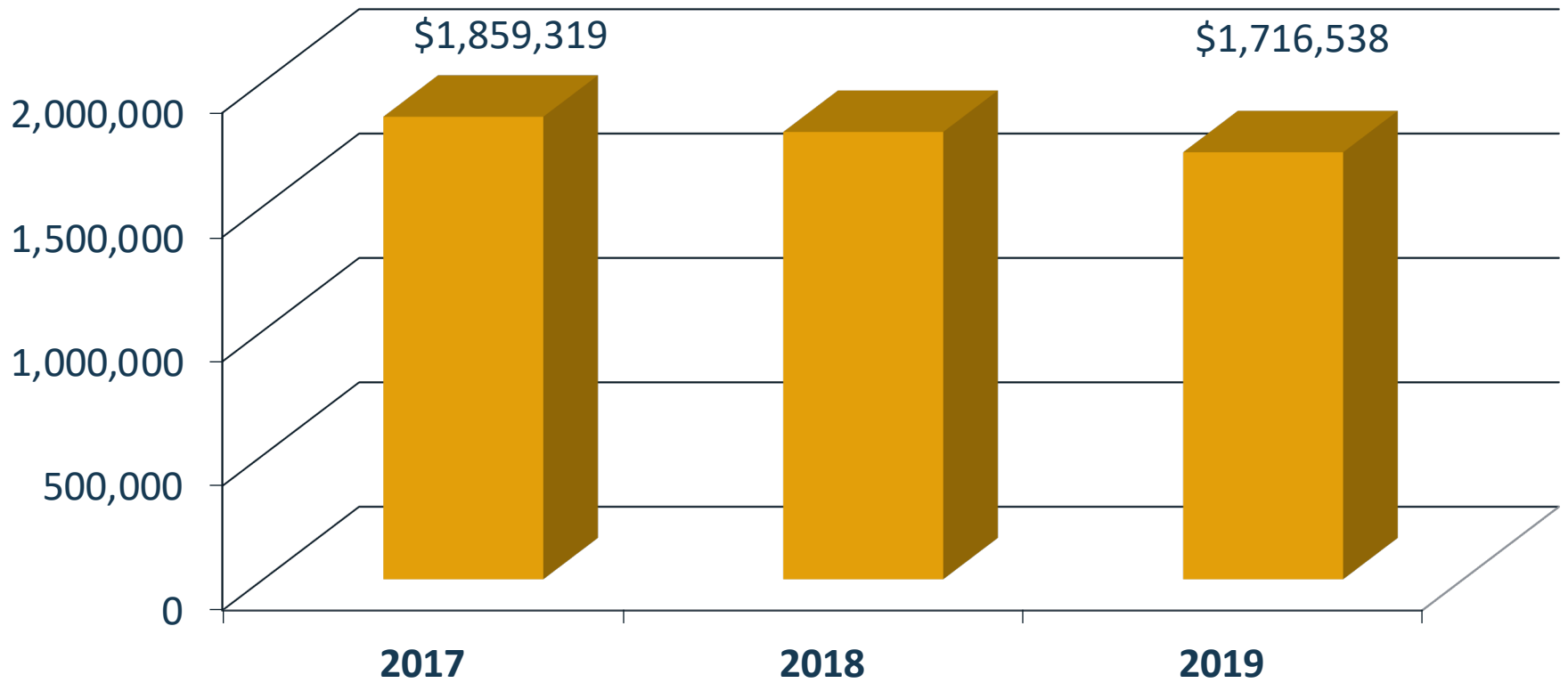
Statement of Activities 02/01/19 – 01/31/20 Expenses

Operating Expense	\$1,309,246
ELCA Proportionate Share (50%)	\$ 858,269
Property Management of closed churches	\$ 244,574
Distributions to other agencies	\$ 172,596
Mission Expense	\$ 259,008
Grants to Organizations	<u>\$ 20,999</u>
Total Expenses	\$2,864,692

Income

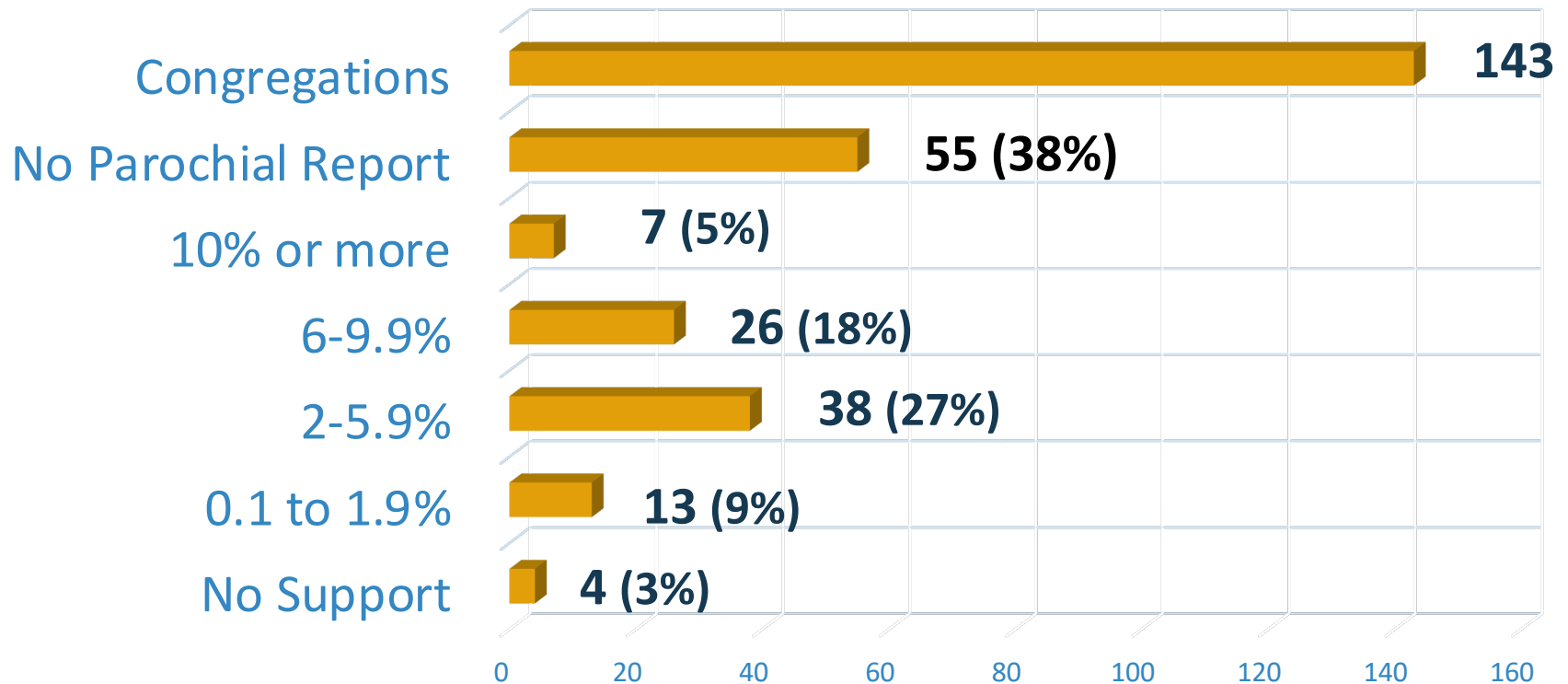


2019 Mission Support

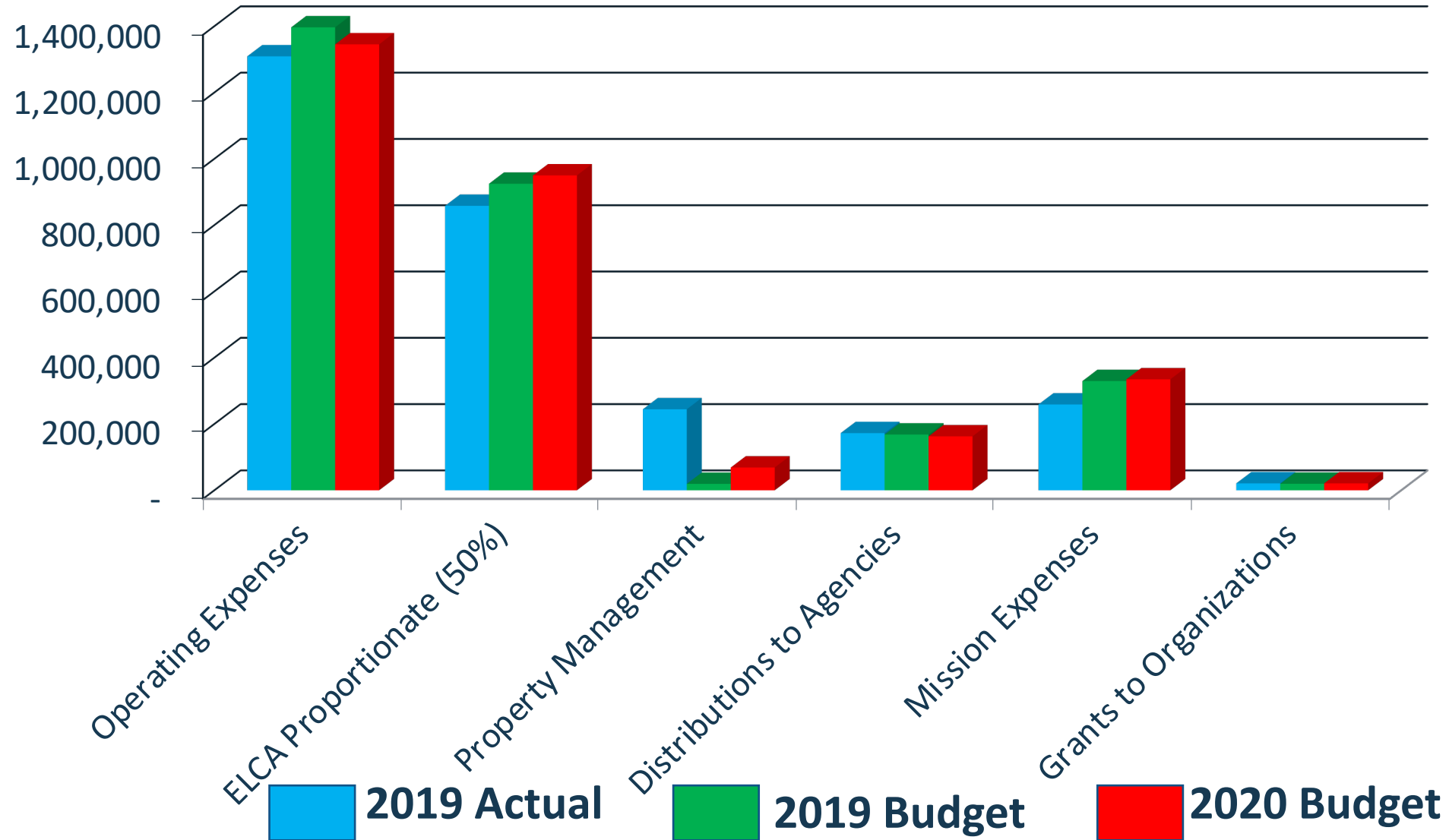


2019 Mission Support

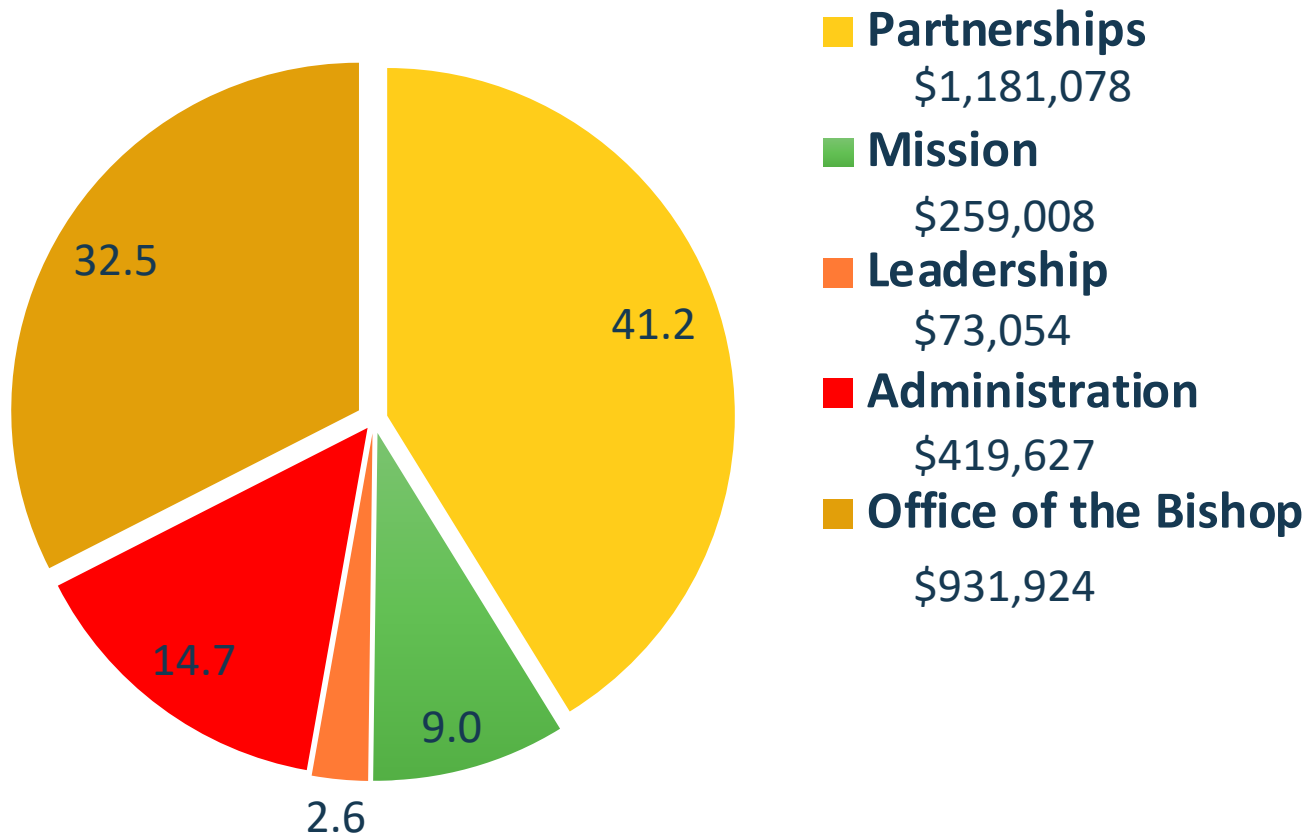
as a % of congregational regular giving in 2019



Expenses



2019 Expenses



Partnerships	\$1,181,078
ELCA	\$ 858,269
Other Partnerships	\$ 322,809

- **Assist SEPA agencies and institutions, ecumenical and interfaith partners**
- **Support faith in action and to strengthen faith- based networks**
- **Interdependence with Church wide ministries**



Partnerships

Mission \$259,008

- Provide oversight, equipping and financial assistance to Mission Congregations
- Equipping assistance to Congregations
- Program Areas: Mission, Global Vision and Companion Synod, Youth & Young Adult Ministry



Mission



Violet C Little added 2 new photos.

13 hrs · 🌍

...

It might have been hard to get a train on the Regional Rail Sunday since so many called out for the Super Bowl, but neither that nor the pouring rain stopped the good folks from the Kairos community from hosting our coffee hour on the Parkway! Thank you for your faithful witness to the God who always shows up!




Welcome Church



Like



Comment

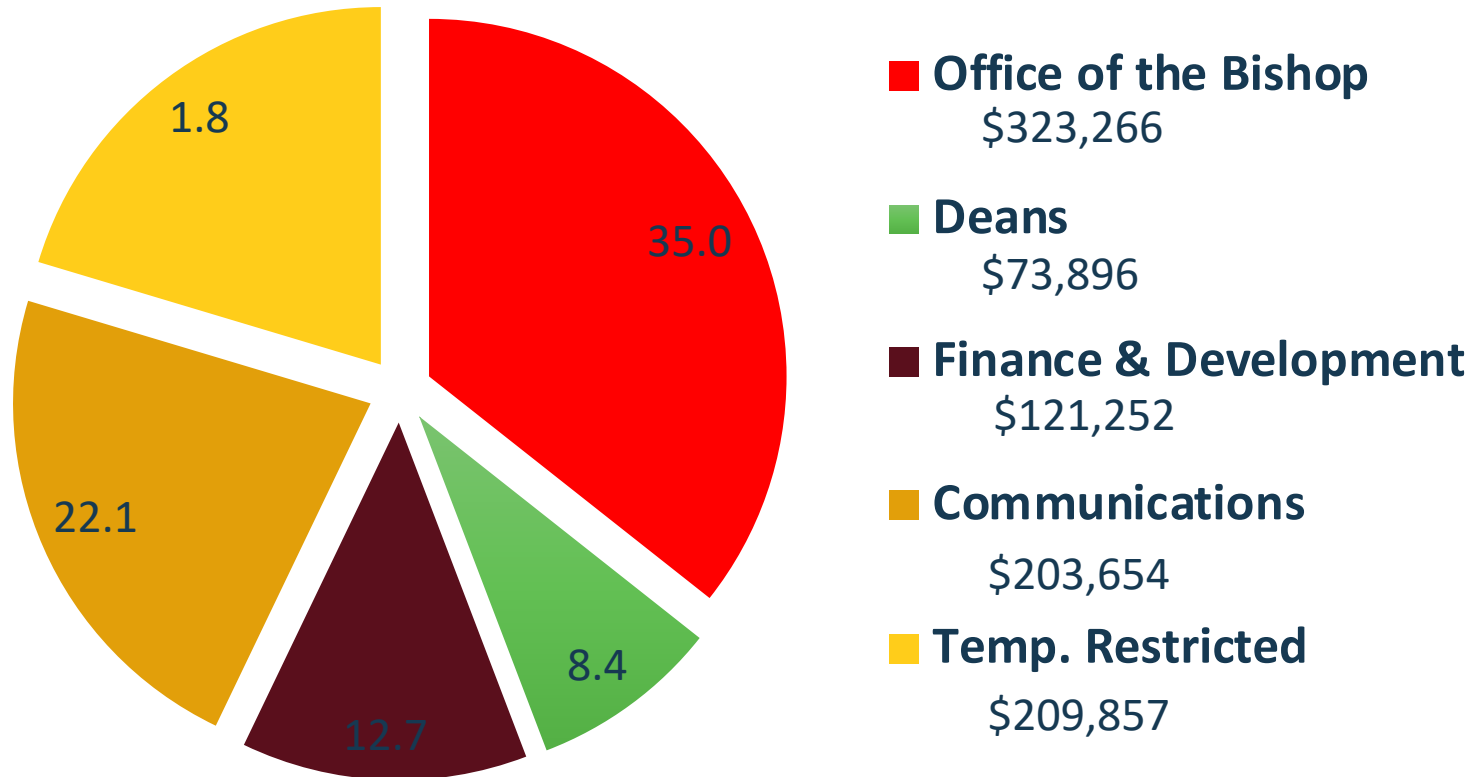


Kairos House Church



Companion Synod

2019 Office of the Bishop



Office of the Bishop \$931,924

- Provide leadership and oversight for the Word, Sacrament, Witness and Mission of the Synod
- Governance – Synod Council, Assembly
- Program areas: Office of the Bishop, Deans, Finance and Development, Communications





Office of the Bishop



Synod Administration \$419,627

- The Operation of the Synod, including general office expenses, occupancy and utilities, insurance, depreciation, expenses of closed church buildings and other expenses

Leadership \$73,054

- Raise up, support, equip, connect, and nurture, rostered and lay leaders for the work of ministry for building up the body of Christ
- Program Areas: Candidacy, Lay Leadership

Leadership



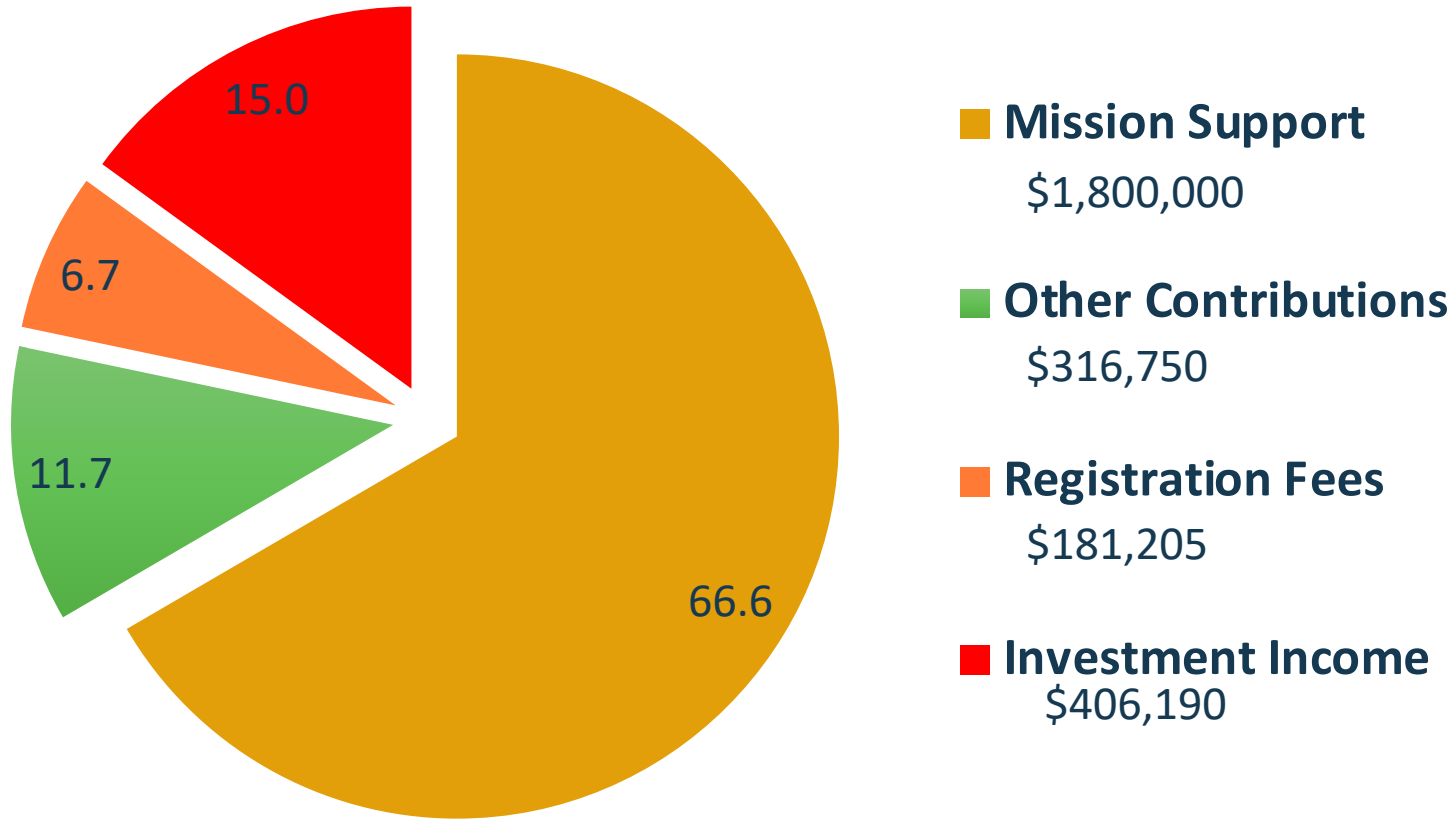
Our Synod Budget (see pages B1-B2)

**Report by Albert Glenn,
Chair of the Finance Committee**

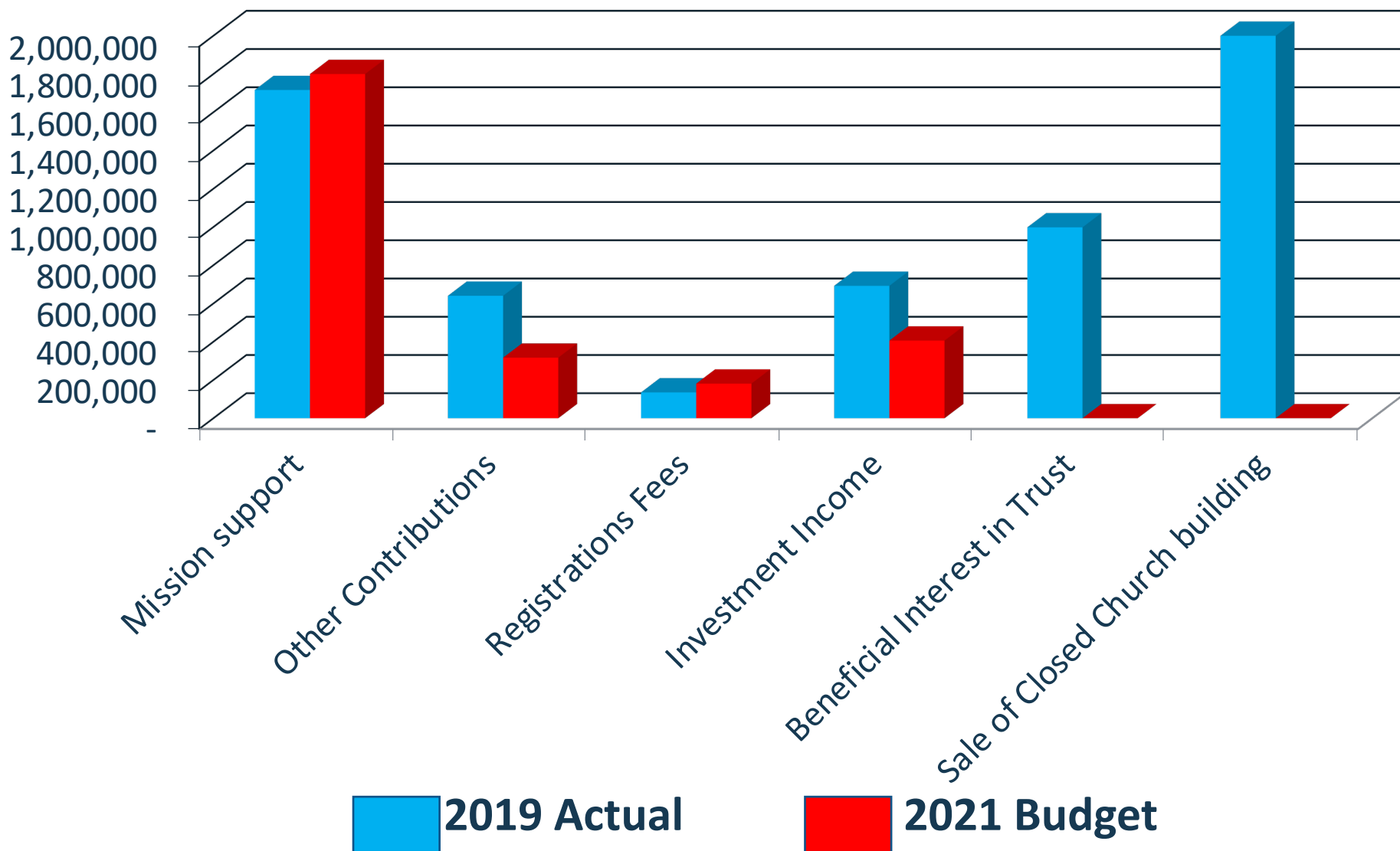
2021 Budget Income

	<i>2019 Audit</i>	<i>2021 Budget</i>
Mission Support	\$1,716,538	\$1,800,000
Other Contributions	\$ 640,453	\$ 316,750
Registration Fees	\$ 135,301	\$ 181,205
Investment Income	\$ 692,506	\$ 406,190
Beneficial interest in trust	\$ 998,282	\$ 0
Sale of Closed Church	<u>\$4,280,946</u>	<u>\$ 0</u>
Total Revenue	\$8,464,026	\$2,704,145

2021 Budget Income



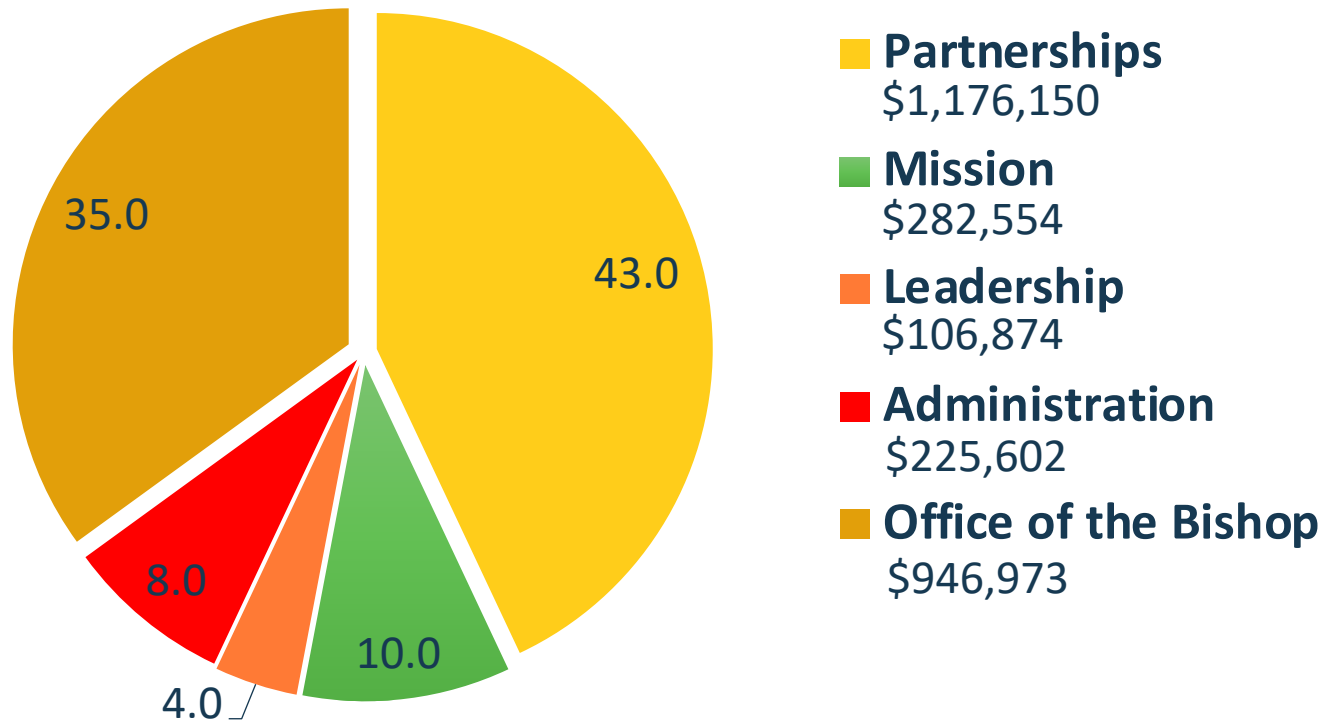
Income



2021 Budget Expenses

	<i>2019 Audit</i>	<i>2021 Budget</i>
Operating Expense	\$1,309,246	\$1,369,199
ELCA Proportionate Share (50%)	\$ 858,269	\$ 900,000
Property Management		
of closed churches	\$ 244,574	\$ 14,500
Distributions to other agencies	\$ 172,596	\$ 169,900
Mission Expense	\$ 259,008	\$ 263,554
Grants to Organizations	<u>\$ 20,999</u>	<u>\$ 21,000</u>
Total Expenses	\$2,864,692	\$2,738,153

2021 Budget Expenses



Expenses

